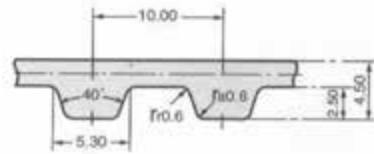
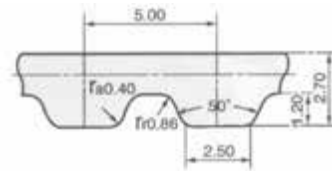


## T10 Polyurethane Timing Belts



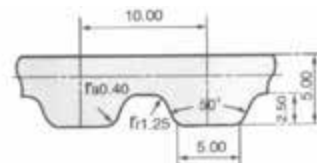
Belt Length	Teeth	Belt Length	Teeth	Belt Length	Teeth	Belt Length	Teeth	Belt Length	Teeth	Belt Length	Teeth
260	26	560	56	800	80	960	96	1210	121	1500	150
320	32	600	60	810	81	970	97	1240	124	1560	156
350	35	610	61	800	80	980	98	1250	125	1600	160
370	37	630	63	810	81	1000	100	1300	130	1610	161
400	40	650	65	840	84	1010	101	1320	132	1700	170
410	41	660	66	850	85	1050	105	1350	135	1750	175
440	44	690	69	880	88	1080	108	1390	139	1780	178
450	45	700	70	890	89	1100	110	1400	140	1800	180
480	48	720	72	900	90	1110	111	1420	142	1880	188
500	50	730	73	910	91	1140	114	1440	144	1960	196
530	53	750	75	920	92	1150	115	1450	145	2250	225
550	55	780	78	950	95	1200	120	1460	146		

## AT5 Polyurethane Timing Belts



Belt Length	Teeth	Belt Length	Teeth	Belt Length	Teeth	Belt Length	Teeth	Belt Length	Teeth
225	45	390	78	600	120	750	150	1125	225
255	51	420	84	610	122	780	156	1500	300
280	56	450	90	630	126	825	165	2000	400
300	60	455	91	660	132	860	172		
340	68	500	100	710	142	975	195		
375	75	545	109	720	144	1050	210		

## AT10 Polyurethane Timing Belts



Belt Length	Teeth	Belt Length	Teeth	Belt Length	Teeth	Belt Length	Teeth	Belt Length	Teeth
500	50	800	80	1050	105	1320	132	1720	172
530	53	810	81	1080	108	1350	135	1800	180
560	56	840	84	1100	110	1360	136	1860	186
600	60	890	89	1150	115	1400	140	1940	194
610	61	920	92	1200	120	1420	142		
660	66	960	96	1210	121	1480	148		
700	70	980	98	1250	125	1500	150		
730	73	1000	100	1280	128	1600	160		
780	78	1010	101	1300	130	1700	170		