

# Jaw Couplings

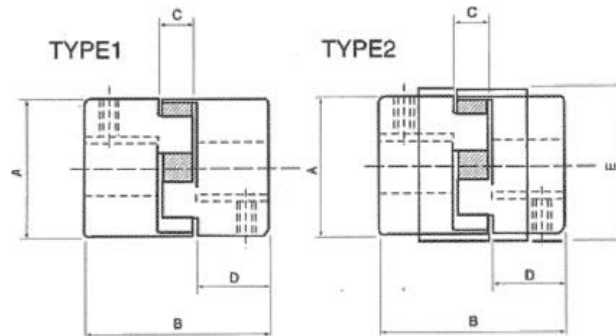
The Finer Jaw Coupling is recognised across a large range of industries. The Jaw Coupling is highly resilient, it does not require any lubrication and can work in environments contaminated with oil, dirt, sand, moisture and grease.

The rubber insert is designed to absorb shock loading and does not allow for any metal on metal contact. Finer Power Transmissions stocks both the Spider Elements (rubber & poly-urethane) as well as the Wrap Element Kits.

Finer Power Transmissions stocks a range of jaw couplings in a variety of pre-bored and keyed sizes.



	L050	L070	L075	L095	L100	L110	L150	L190	L225	L276
Spider	√	√	√	√	√	√	√	√	√	√
Wrap				√	√	√	√	√	√	
Kit				√	√	√	√	√	√	
Pilot Bore Hub	√	√	√	√	√	√	√	√	√	√
Hytrel Spider	√	√	√	√	√	√	√	√		
PU Spider	√	√	√	√	√	√	√	√		
Imperial (inch)										
3/8	√	√								
7/16				√						
1/2	√	√	√	√	√					
9/16				√						
5/8	√	√	√	√	√					
3/4		√	√	√	√	√				
7/8			√	√	√	√				
1			√	√	√	√	√			
1-1/8				√	√	√	√			
1-1/4					√	√	√	√		
1-3/8						√	√	√		
1-1/2						√	√	√		
1-5/8								√		
2								√		
Metric (mm)										
9	√									
10	√	√								
11	√	√								
12	√	√	√							
14	√	√	√	√						
15			√							
16		√	√	√						
18		√	√	√	√					
19		√	√	√	√					
20			√	√	√	√				
22			√	√	√	√				
24				√	√	√	√			
25				√	√	√	√	√		
28				√	√	√	√	√		
30					√	√	√	√		
32					√	√	√	√		
35					√	√	√	√		
38					√	√	√	√		
40						√	√	√		
42						√	√	√	√	
45							√	√		
48							√	√		
50								√		
55								√	√	
60								√	√	

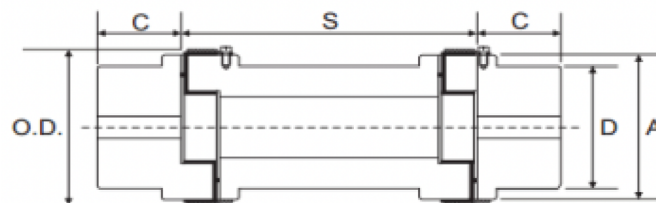


Coupling	Type	A	B	C	D	Stock Bore	Weight (Kg)		Max Bore (mm)
							Stock. Bore	Max. Bore	
L050PB	1	27.4	43.4	12.2	15.7	6	-	-	15
L070PB	1	35	53	13	19	6	0.26	0.24	19
L075PB	1	44.5	53	13	21	6	0.45	0.39	22
L095PB	1	54	65	13	25	11	0.79	0.69	29
L100PB	1	65	86	19	35	11	1.55	1.32	35
L110PB	1	84	110	24	43	16	2.93	2.55	42
L150PB	1	96	113	25	45	16	4.06	3.51	48
L190PB	1	115	133	25	50	18	-	-	55
L225PB	1	127	155	25	55	18	-	-	65

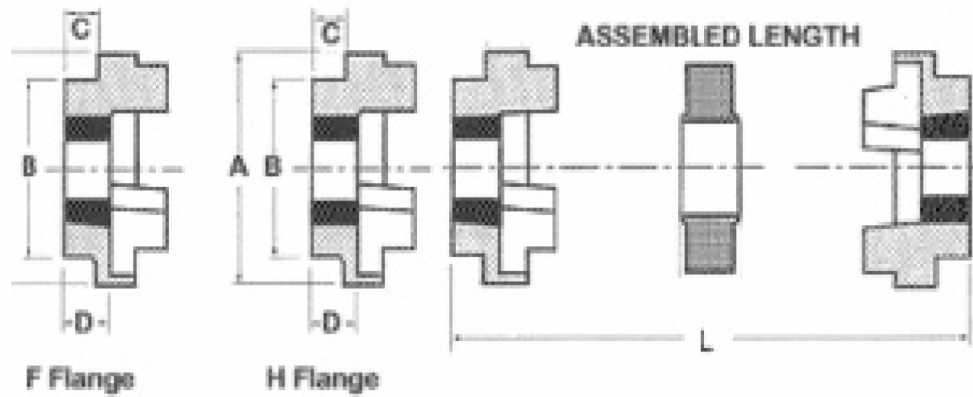
## Power Ratings (KW)

Coupling	Max. RPM	Torque (Nm).	Speed RPM					
			100	720	960	1440	2880	3600
L050PB	18000	3.51	0.037	0.26	0.35	0.53	1.73	2.17
L070PB	14000	5.77	0.06	0.43	0.58	0.87	3.61	4.51
L075PB	11000	11.9	0.12	0.9	1.2	1.8	5.78	7.22
L095PB	9000	25.8	0.27	1.95	2.59	3.89	16.73	20.91
L100PB	7000	55.4	0.58	4.18	5.58	8.36	31.77	39.71
L110PB	5000	105	1.10	7.94	10.59	15.88	44.93	56.16
L150PB	4000	150	1.56	11.23	14.98	22.46	60.28	75.35
L190PB	3600	200	2.09	15.07	20.09	30.14	84.4	105.5
L225PB	3600	280	2.93	21.09	28.13	42.2	84.4	105.5

## Jaw Coupling Spacer

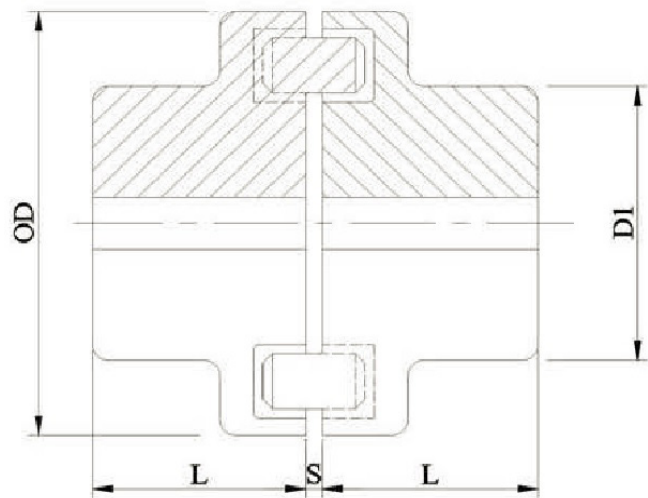


Part No.	Bore (mm)		A	C	D	OD	Spacer Length (mm)
	Min	Max					
L100-100MM/140MM	10	35	65	35	57	78	100/140
L110-100MM/140MM	15	42	85	43	76	96	100/140
L150-100MM/140MM/180MM	15	48	96	45	80	111	100/140/180
L190-100MM/140MM/180MM	20	60	115	54	102	130	100/140/180
L225-100MM/140MM/180MM	20	65	127	64	111	142	100/140/180



Size	Dimensions					Bush	Max Bore	
	A	B	C	D	L		mm	inch
L100	65	65	-	22.5	64	1108	28	1-1/8
L110	85	85	-	25.5	74	1210	32	1-1/4
L150	96	96	-	25.5	77	1210	32	1-1/4
L190	115	102	6.5	25.5	77	1610	42	1-11/16
L225	127	108	13	32	90	2012	50	2

The NM coupling has a very distinctive element that weaves in and out between the jaws. This ring has a high internal damping characteristic, which enables the coupling, on reaching a dangerous speed range, to limit the torsional oscillation and thus protect the linked machines from damage. Elements come in material grade Perbunan (Pb72) with nitrile rubber (NBR) and hardness of 72 & 82 shore A with temperature range of -40 C° to +120 C°.



Size	Bore (mm)		OD	D1	L	S	Max Speed (RPM)	Torque (NM)		Power Rating kW / rpm	Weight (kg) / set
	Min	Max						Nominal	Max		
NM-50	7	19	50	33	25	2.0±0.5	13500	12.74	22.54	1.33	0.52
NM-67	9	28	67	46	30	2.5±0.5	10000	21.56	39.2	2.26	0.93
NM-82	10	32	82	53	40	3.0±0.5	8000	49	88.2	5.13	1.78
NM-97	12	42	97	69	50	3.0±0.5	7000	102.9	186.2	10.78	3.46
NM-112	14	48	112	79	60	3.5±0.5	6000	163.66	294	17.14	5
NM-128	18	55	128	90	70	3.5±0.5	5000	261.66	470	27.40	7.9

Stocking elements to suit.

