

Pulley (dw)	Grooves	Bush	d2 Max	b	d	App. Kg
63	1	1008/1108	25/28	20	69	0.6
	2	1008/1108	25/28	35	69	0.8
67	1	1108	28	20	73	0.4
	2	1108	28	35	73	0.6
71	1	1108	28	20	79	0.4
	2	1108	28	35	79	0.6
	3	1108	28	50	79	0.8
	4	1210	28	65	79	1.0
75	1	1108	28	20	80.6	0.5
	2	1108	28	35	80.6	0.7
	3	1210	28	50	80.6	0.9
80	1	1210	32	20	85.6	0.5
	2	1108/1210	28/32	35	85.6	0.75
	3	1210	32	50	85.6	0.95
85	1	1210	32	20	90.6	0.6
	2	1210	32	35	90.6	0.8
	3	1210	32	50	90.6	1.00
90	1	1210	32	20	95.6	0.7
	2	1610	42	35	95.6	0.8
	3	1610	42	50	95.6	1.05
	4	1615	42	65	95.6	1.35
95	1	1210	32	20	100.6	0.8
	2	1610	42	35	100.6	1
	3	1610	42	50	100.6	1.2
	4	1615	42	65	100.6	1.5
100	1	1610	42	20	105.6	0.85
	2	1610	42	35	105.6	1
	3	1610	42	50	105.6	1.40
	4	1610/1615	42	65	105.6	1.8
	5	1615	42	80	105.6	2.2
	6	1610/1615	42	95	105.6	2.35
106	1	1610	42	20	111.6	1
	2	1610	42	35	111.6	1.3
	3	1610	42	50	111.6	1.5
	4	2012	50	65	111.6	1.7
	5	2012	50	80	111.6	2.10
	6	2012	50	95	111.6	2.4
112	1	1610	42	20	117.6	1.05
	2	1610	42	35	117.6	1.35
	3	2012	50	50	117.6	1.8
	4	2012	50	65	117.6	2
	5	2012	50	80	117.6	2.5
	6	2012	50	95	117.6	2.7
118	1	1610	42	2	123.6	1.2
	2	1610	42	4	123.6	1.6
	3	2012	50	5	123.6	1.85
	4	2012	50	5	123.6	2.2
	5	2012	50	5	123.6	2.7
	6	2012	50	4	123.6	3

SPA V-Pulleys (Taper Lock)

Pulley (dw)	Grooves	Bush	d2 Max	b	d	App. Kg
125	1	1610	42	20	130.6	1.35
	2	1610	42	35	130.6	1.85
	3	2012	50	50	130.6	2.25
	4	2012	50	65	130.6	2.7
	5	2012	50	80	130.6	3.1
	6	2012	50	95	130.6	3.5
132	1	1610	42	20	137.6	1.6
	2	2012	50	35	137.6	2.1
	3	2012	50	50	137.6	2.55
	4	2517	65	65	137.6	2.8
	5	2517	65	80	137.6	3.3
	6	2517	65	95	137.6	3.8
140	1	1610	42	20	145.6	1.8
	2	2012	50	35	145.6	2.5
	3	2517	65	50	145.6	2.8
	4	2517	65	65	145.6	3.8
	5	2517	65	80	145.6	4
	6	2517	65	95	145.6	4.65
150	1	1610	42	20	155.6	2.2
	2	2012	50	35	155.6	3
	3	2517	65	50	155.6	3.55
	4	2517	65	65	155.6	4.1
	5	2517	65	80	155.6	4.9
	6	2517	65	95	155.6	5.2
160	1	1610	42	20	165.6	1.85
	2	2012	50	35	165.6	3.5
	3	2517	65	50	165.6	4.4
	4	2517	65	65	165.6	5.1
	5	2517	65	80	165.6	5.5
	6	2517	65	95	165.6	6.2
170	1	1610	42	20	175.6	2
	2	2012	50	35	175.6	3.3
	3	2517	65	50	175.6	4.5
	4	2517	65	65	175.6	5.9
	5	2517	65	80	175.6	6.6
180	1	1610	42	20	185.6	2
	2	2012	50	35	185.6	3.8
	3	2517	65	50	185.6	6
	4	2517	65	65	185.6	6.65
	5	3020	75	80	185.6	6.8
	6	3020	75	95	185.6	9.3
190	1	1610	42	20	195.6	2.7
	2	2012	50	35	195.6	4.4
	3	2517	65	50	195.6	5.5
	4	2517	65	65	195.6	6.5
	5	3020	75	80	195.6	7.5

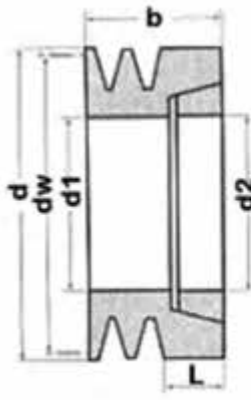
Pulley (dw)	Grooves	Bush	d2 Max	b	d	App. Kg
200	1	2012	50	20	205.6	3
	2	2517	65	35	205.6	4.4
	3	2517	65	50	205.6	5.2
	4	3020	75	65	205.6	8.3
	5	3020	75	80	205.6	8.9
	6	3020	75	95	205.6	9.8
212	1	2012	50	20	217.6	2.9
	2	2517	65	35	217.6	4.7
	3	2517	65	50	217.6	6
	4	3020	75	65	217.6	8
224	1	2012	50	20	229.6	3.25
	2	2517	65	35	229.6	5.25
	3	2517	65	50	229.6	6.2
	4	3020	75	65	229.6	11.2
	5	3020	75	80	229.6	12.1
	6	3020	75	95	229.6	13.4
236	1	2012	50	20	241.6	3.2
	2	2517	65	35	241.6	5.4
	3	2517	65	50	241.6	6.6
	4	3020	75	65	241.6	9.8
	5	3020	75	80	241.6	12.2
250	1	2012	50	20	255.6	3.8
	2	2517	65	35	255.6	5.8
	3	2517	65	50	255.6	6.55
	4	3020	75	65	255.6	9.7
	5	3020	75	80	255.6	10.5
	6	3020	75	95	255.6	11.7
280	1	2012	50	20	285.6	4.7
	2	2517	65	35	285.6	6.4
	3	2517	65	50	285.6	8.9
	4	3020	75	65	285.6	10.40
	5	3535	90	80	285.6	15.1
	6	3535	90	95	285.6	16.7
300	1	2012	50	20	305.6	7.3
	2	2517	65	35	305.6	4.8
	3	3020	75	50	305.6	10
315	1	2012	50	20	320.6	4.9
	2	2517	65	35	320.6	7.5
	3	3020	75	50	320.6	11.8
	4	3020	75	65	320.6	15.5
	5	3535	90	80	320.6	17.3
	6	3535	90	95	320.6	18.9
335	4	3020	75	65	340.6	12.8
355	1	2012	50	20	360.6	5.5
	2	2517	65	35	360.6	8.8
	3	3020	75	50	360.6	12.2
	4	3020	75	65	360.6	13.5
	5	3535	90	80	360.6	20.2
	6	3535	90	95	360.6	21

SPA V-Pulleys (Taper Lock)

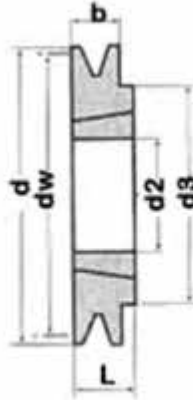
Pulley (dw)	Grooves	Bush	d2 Max	b	d	App. Kg
400	1	2012	50	20	405.6	5.91
	2	2517	65	35	405.6	9.35
	3	3020	75	50	405.6	13.32
	4	3020	75	65	405.6	15.45
	5	3535	90	80	405.6	22.09
	6	3535	90	95	405.6	24.25
450	1	2012/2517	50/65	20	455.6	6.77
	2	2517	65	35	455.6	10.62
	3	3020	75	50	455.6	15.11
	4	3020	75	65	455.6	17.94
	5	3535	90	80	455.6	24.65
	6	3535	90	95	455.6	27.31
500	1	2517	65	20	505.6	6.5
	2	2517	65	35	505.6	12.11
	3	3020	75	50	505.6	17.09
	4	3020	75	65	505.6	20.07
	5	3535	90	80	505.6	27.33
	6	3535	90	95	505.6	30.55
630	1	2517	65	20	635.6	16.00
	2	3020	75	35	635.6	17.8
	3	3020	75	50	635.6	22.68
	4	3535	90	65	635.6	31.17
	5	3535	90	80	635.6	35.31
	6	4040	100	95	635.6	47.72
800	3	3535	90	50	805.6	34.76
	4	3535	90	65	805.6	41.11
	5	4040	100	80	805.6	54.54
	6	4040	100	95	805.6	59.75
1000	3	3535	90	50	1005.6	45.99
	4	4040	100	65	1005.6	63.94
	5	4545	110	80	1005.6	76.41
	6	4545	110	95	1005.6	85.40



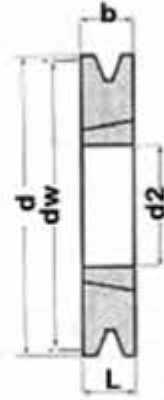
V-Belt Pulley



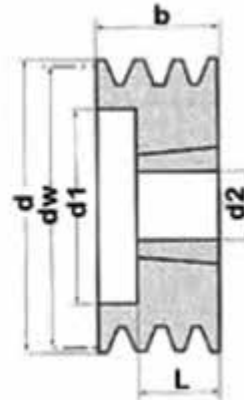
Type 1



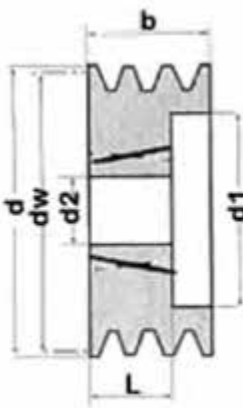
Type 2



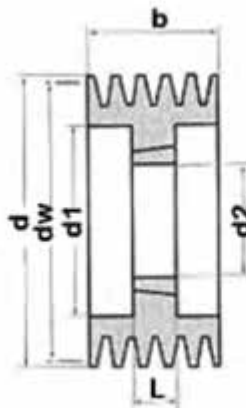
Type 3



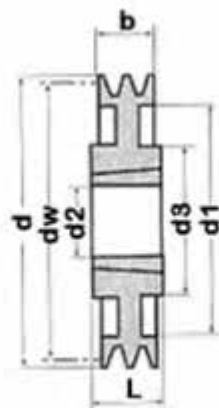
Type 4



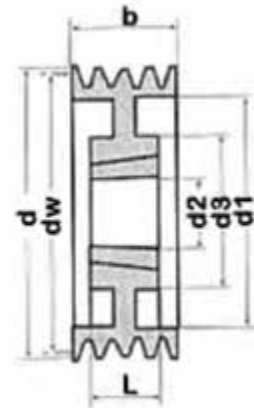
Type 5



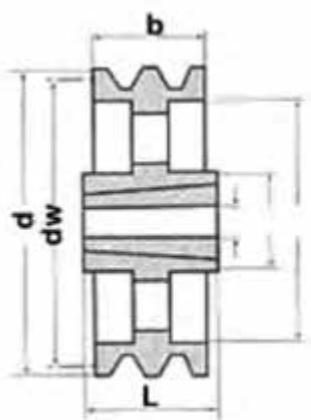
Type 6



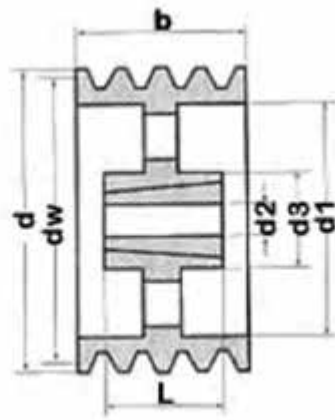
Type 7



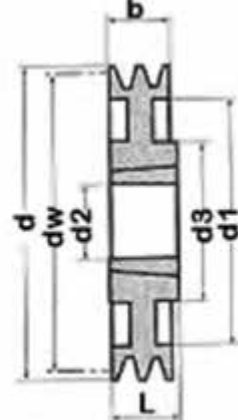
Type 8



Type 9



Type 10



Type 11