

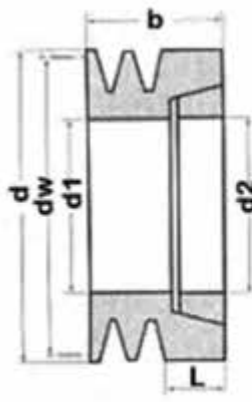
Pulley (dw)	Grooves	Bush	d2 Max	b	d	App. Kg
150	1	2012/2517	50/65	50	159.6	6
	2	2012	-	-	159.6	-
	3	2517	-	-	159.6	-
	4	2517	-	-	159.6	-
200	1	2517	65	50	209.6	8
	2	2517	65	50	209.6	8
	3	2517	75	85	209.6	10.41
	4	3020	75	110.5	209.6	11.57
	5	3020/3535	75/90	136	209.6	14.38
	6	3535	90	161.5	209.6	16.13
212	8	3535	90	212.5	209.6	16.93
	2	2517	65	44	221.6	9
	3	2517/3020	65/75	85	221.6	11.35
	4	3020	75	110.5	221.6	13.22
	5	3535	90	136	221.6	16.98
	6	3535	90	161.5	221.6	18.85
224	8	3535	90	212.5	221.6	22.59
	1	2517	65	50	233.6	10.00
	2	3020	75	59.5	233.6	10.97
	3	3020	75	85	233.6	12.97
	4	3535	90	110.5	233.6	17.72
	5	3535	90	136	233.6	19.71
236	6	3535	90	161.5	233.6	21.71
	8	3535	90	212.5	233.6	25.69
	2	3020	75	59.5	245.6	11.20
	3	3020	75	85	245.6	14.67
	4	3535	90	110.5	245.6	20.49
	5	3535	90	136	245.6	22.6
250	6	3535	90	161.5	245.6	24.72
	8	3535	90	212.5	245.6	28.94
	1	2517	65	50	259.6	6.90
	2	3020	75	59.5	259.6	14.00
	3	3020	75	85	259.6	16.76
	4	3535	90	110.5	259.6	23.91
265	5	3535	90	136	259.6	26.16
	6	3535	90	161.5	259.6	28.42
	8	3535	90	212.5	259.6	32.93
	3	3535	90	85	274.6	25.04
	4	3535	90	110.5	274.6	21.11
	5	3535	90	136	274.6	23.52
280	6	3535	90	161.5	274.6	26.01
	8	3535	90	212.5	274.6	30.91
	1	2517	65	50	289.6	8.50
	3	3535	90	85	289.6	19.55
	4	3535	90	110.5	289.6	22.23
	5	3535	90	136	289.6	24.91
300	6	3535	90	161.5	289.6	27.6
	8	3535	90	212.5	289.6	32.84
	1	2517	-	-	309.6	-
	2	3020	-	-	309.6	-
	3	3535	90	85	309.6	21.01
	4	3535	90	110.5	309.6	23.95
	5	3535	90	136	309.6	26.89
	6	3535	90	161.5	309.6	29.83
8	4040	100	212.5	309.6	49.93	
	10	4545	110	263.5	309.6	54

Pulley (dw)	Grooves	Bush	d2 Max	b	d	App. Kg
315	1	2517	-	-	324.6	-
	2	3020	-	-	324.6	-
	3	3535	90	85	324.6	22.04
	4	3535	90	110.5	324.6	25.18
	5	3535	90	136	324.6	28.32
	6	3535	90	161.5	324.6	31.45
	8	4040	100	212.5	324.6	44.28
	10	4545	110	263.5	324.6	60
335	3	3535	90	85	344.6	22.60
	4	3535	90	110.5	344.6	27.60
	5	3535	90	136	344.6	31.11
	6	3535	90	161.5	344.6	34.62
	8	4040	100	212.5	344.6	47.97
	10	4545	110	263.5	344.6	81
	12	5050	125	314.5	344.6	124
355	1	2517	-	-	364.6	-
	2	3020	-	-	364.6	-
	3	3535	90	85	364.6	26.01
	4	3535	90	110.5	364.6	29.44
	5	3535	90	136	364.6	33.23
	6	3535	90	161.5	364.6	37.02
	8	4040	100	212.5	364.6	51.05
	10	4545	110	263.5	364.6	85
	12	5050	125	314.5	364.6	124
	375	3	3535	90	85	384.6
4		3535	90	110.5	384.6	30.72
5		3535	90	136	384.6	35.84
6		4040	100	161.5	384.6	46.39
8		4545	110	212.5	384.6	59.70
10		4545	110	263.5	384.6	92
12		5050	125	314.5	384.6	138
400	3	3535	90	85	409.6	28.14
	4	3535	90	110.5	409.6	33.24
	5	3535	90	136	409.6	38.32
	6	4040	100	161.5	409.6	50.20
	8	4545	110	212.5	409.6	63.87
	10	4545	125	263.5	409.6	73
	12	5050	125	314.5	409.6	156
425	3	3535	90	85	434.6	28.75
	4	3535	90	110.5	434.6	33.76
	5	3535	90	136	434.6	45.51
	6	4040/4545	100/110	161.5	434.6	56.22
	8	4545/5050	110/125	212.5	434.6	64.97
	10	5050	125	263.5	434.6	105
	12	5050	125	314.5	434.6	130
450	3	3535	90	85	459.6	30.39
	4	3535	90	110.5	459.6	35.9
	5	4040	100	136	459.6	47.85
	6	4545	110	161.5	459.6	58.92
	8	5050	125	212.5	459.6	73.99
	10	5050	125	263.5	459.6	94
	12	5050	125	314.5	459.6	133

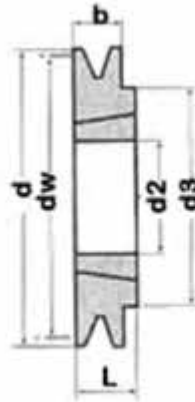
Pulley (dw)	Grooves	Bush	d2 Max	b	d	App. Kg
475	3	3535	90	85	484.6	32.46
	4	3535	90	110.5	484.6	38.41
	5	4040	100	136	484.6	50.60
	6	4545	110	161.5	484.6	61.46
	8	5050	125	212.5	484.6	77.64
	10	5050	125	263.5	484.6	125
	12	5050	125	314.5	484.6	142
500	3	3535	90	85	509.6	34.52
	4	3535	90	110.5	509.6	41.06
	5	4040	100	136	509.6	53.49
	6	4545	110	161.5	509.6	64.69
	8	5050	125	212.5	509.6	81.31
	10	5050	125	263.5	509.6	111
	12	5050	125	314.5	509.6	148
530	3	3535	90	85	539.6	36.82
	4	3535/4040	90/100	110.5	539.6	50.27
	5	4040/4545	100/4545	136	539.6	62.18
	6	4545	110	161.5	539.6	73.77
	8	5050	125	212.5	539.6	85.60
	10	5050	125	263.5	539.6	145
	12	5050	125	314.5	539.6	155
560	3	3535	90	85	569.6	39.41
	4	4040	100	110.5	569.6	53.43
	5	4545	110	136	569.6	65.72
	6	5050	125	161.5	569.6	77.67
	8	5050	125	212.5	569.6	90.9
	10	5050	125	263.5	569.6	121
	12	5050	125	314.5	569.6	164
630	3	4040	100	85	639.6	52.10
	4	4545	110	110.5	639.6	66.03
	5	5050	125	136	639.6	79.3
	6	5050	125	161.5	639.6	87.39
	8	5050	125	212.5	639.6	102.88
	10	5050	125	263.5	639.6	130
	12	5050	125	314.5	639.6	185
710	3	4545	110	85	709.6	52
	4	5050	125	110.5	709.6	64
	5	5050	125	136	709.6	79
	6	5050	125	161.5	709.6	100
	8	5050	125	212.5	709.6	121
	10	5050	125	263.5	709.6	165
	12	5050	125	314.5	709.6	165
800	3	4545	110	85	809.6	72
	4	5050	125	110.5	809.6	90.77
	5	5050	125	136	809.6	102.46
	6	5050	125	161.5	809.6	113.65
	8	5050	125	212.5	809.6	136.55
	10	5050	125	263.5	809.6	170
	12	6050	150	314.5	809.6	277

Pulley (dw)	Grooves	Bush	d2 Max	b	d	App. Kg
1000	4	5050	125	110.5	1009.6	117.11
	5	5050	125	136	1009.6	133.59
	6	5050	125	161.5	1009.6	149.8
	8	5050	125	212.5	1009.6	181.35
	10	5050	125	263.5	1009.6	230
	12	6050	150	314.5	1009.6	346
1250	5	5050	125	136	1259.6	187
	6	5050	125	161.5	1259.6	200
	8	5050	125	212.5	1259.6	252

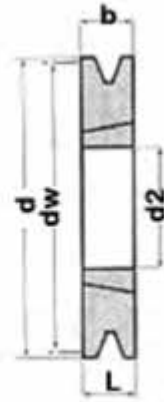
V-Belt Pulley



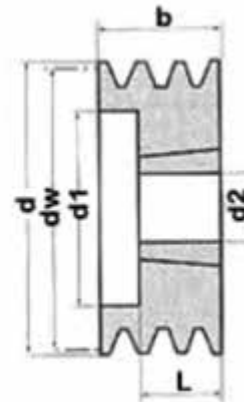
Type 1



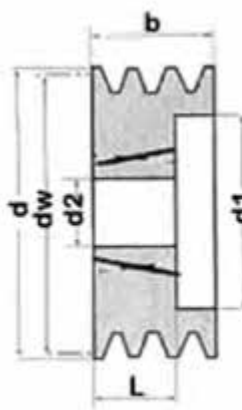
Type 2



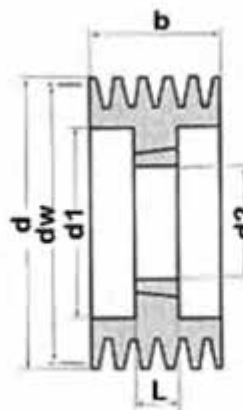
Type 3



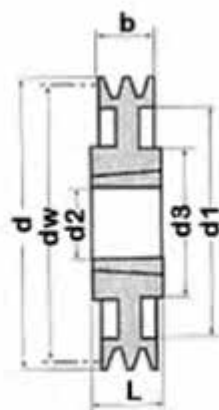
Type 4



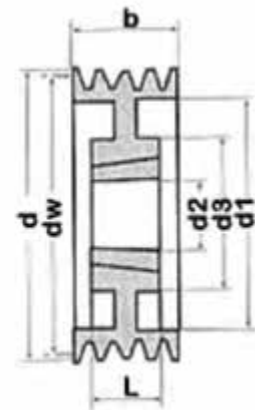
Type 5



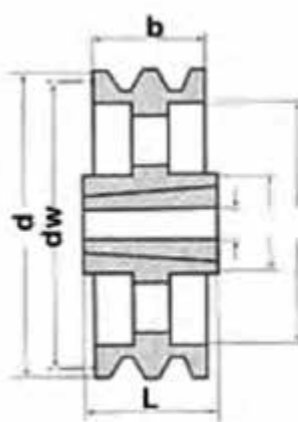
Type 6



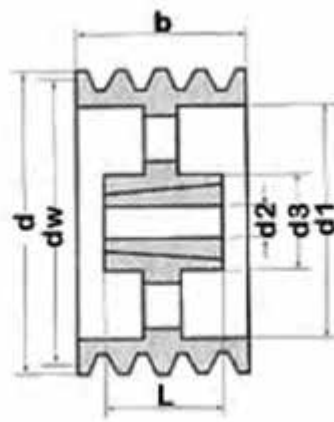
Type 7



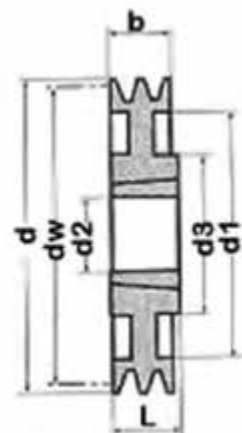
Type 8



Type 9



Type 10



Type 11