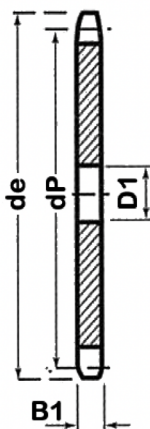
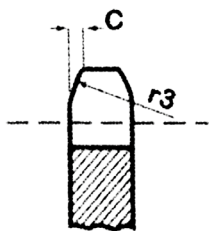


## 40-1 Plate Wheel

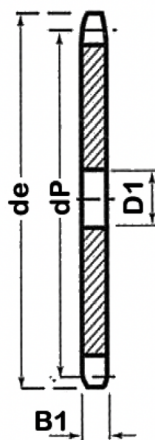
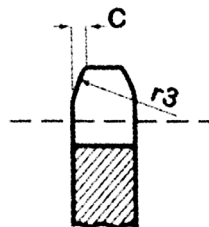


Pinions	mm
Tooth Radius r3	13.5
Radius Width C	1.6
Tooth Width B1	7.2

Chain	mm
Pitch	12.7
Inside	7.92
Roller $\phi$	7.92

Teeth	de	dp	D1	App. Kg
15	67.2	61.09	10	0A
21	91.3	85.22	14	0A
42	176.6	169.95	16	1.13
48	200.8	194.18	20	1.46
50	208.9	202.26	20	1.70
55	229.1	222.46	20	2.08
60	249.3	242.66	20	2.13
65	269.5	262.86	20	2.25
70	289.7	283.07	25	3.28
72	297.8	291.16	25	3.51
76	313.9	307.33	25	3.70

## 60-1 Plate Wheel



Pinions	mm
Tooth Radius r3	20
Radius Width C	2.4
Tooth Width B1	11.7

Chain	mm
Pitch	19.05
Inside	12.7
Roller $\phi$	11.91

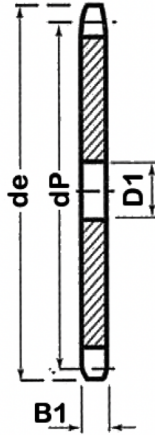
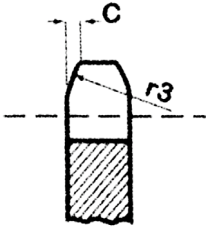
Teeth	de	dp	D1	App. Kg
42	265.2	254.93	25	4.53
48	301.5	291.27	25	5.75
50	313.6	303.39	25	6.45
55	343.9	333.70	25	7.82
60	374.2	363.99	25	9.19
65	404.5	394.29	30	10.65
70	434.9	424.60	30	12.45
72	447.0	436.74	30	13.22
76	471.2	460.99	30	14.78

## 80-1 Plate Wheel

Pinions	mm
Tooth Radius r3	27
Radius Width C	3.2

Teeth	de	dp	D1	App. Kg
17	150	138.22	20	0A

## 100-1 Plate Wheel



Pinions	mm
Tooth Radius r3	33.5
Radius Width C	4.0
Tooth Width B1	0A

Chain	mm
Pitch	31.75
Inside	19.05
Roller $\phi$	19.05

Teeth	de	dp	D1	App. Kg
13	148	132.65	20	1.9
14	158	142.68	20	2.15
15	168	152.72	20	2.5
16	179	162.75	20	2.83
17	189	172.79	20	3.2
18	199	182.85	20	3.6
19	209	192.91	20	4.0
20	220	202.98	20	4.4
21	230	213.04	20	4.9
22	240	223.10	20	5.35
23	240	233.17	20	5.8
24	260	243.23	20	6.4
25	270	253.33	20	6.9
26	281	263.4	20	7.5
27	291	273.4	20	8.1
28	301	283.56	20	8.1
29	311	293.65	20	9.3
30	321	303.75	26	10
32	341	323.92	26	11.35
38	402	384.49	26	16