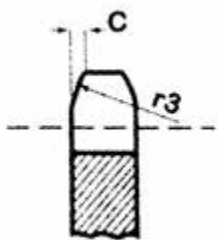


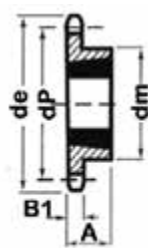
16B-1-2-3 Taper Lock



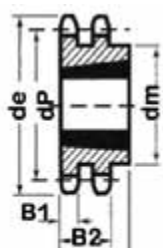
Pinions	mm
Tooth Radius r3	26
Radius Width C	2.5
Tooth Width B1	16.2

Chain	mm
Pitch	25.4
Inside	17.02
Roller ϕ	15.88

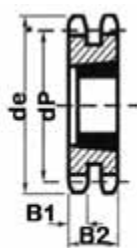
Teeth	de	dp	Simplex					Duplex					Triplex					
			dm	A	Bush	Type	App. Kg	dm	A	Bush	Type	App. Kg	dm	A	Bush	Type		
12	109	98.14	73	25.4	1610	1	0A	-	-	-	-	-	-	-	-	-	-	-
13	117.7	106.1	73	38.10	1610/1615	1	1.27	0A	47.7	2012	0A	0A	-	-	-	-	-	-
14	125	114	76	38.10	1610	1	0A	-	-	-	-	-	-	-	-	-	-	-
15	133.7	122.2	76	38.10	1610/1615	1	1.45	-	47.7	2012	3	2.04	-	47.7	2012	5	-	-
16	141.8	130.2	76	38.10	1615/2012	1	1.55	-	47.7	2517	3	0A	-	-	-	-	-	-
17	149.8	138.2	90	32	2012/2517	1	1.69	-	47.7	2517	3	2.50	-	79.6	2517	5	-	-
18	157.8	146.3	108	44.45	2517	1	1.46	-	47.7	2517	3	0A	-	-	-	-	-	-
19	165.9	154.4	108	44.45	2517	1	2.14	-	47.7	2517	3	3.18	-	79.6	3030	5	-	-
20	173.9	162.4	108	44.45	2517	1	2.72	-	47.7	2517	3	0A	-	-	-	-	-	-
21	182	170.4	110	44.45	2517	1	2.95	140	50.80	3020	2	2.95	-	79.6	3030/3535	5	-	-
22	190.1	178.5	110	44.45	2517	1	3.18	140	50.80	3020	2	0A	-	-	-	-	-	-
23	198.1	186.5	110	44.45	2517	1	3.40	140	50.80	3020	2	5.48	-	89	3525/3535	5	-	-
24	206.2	194.6	110	44.45	2517	1	3.63	140	50.80	3020	2	0A	-	-	-	-	-	-
25	214.2	202.7	110	44.45	2517	1	3.90	140	50.80	3020	2	7.72	-	89	3535	5	-	-
26	221.6	210.7	110	44.45	2517	1	0A	140	50.80	3020	2	0A	-	-	-	-	-	-
27	230.4	218.8	110	44.45	2517	1	4.31	140	50.80	3020	2	10.22	-	89	3535	5	-	-
28	237.7	226.8	110	44.45	2517	1	0A	140	50.80	3020	2	0A	-	-	-	-	-	-
29	245.8	234.9	120	44.45	3020	1	0A	140	50.80	3020	2	0A	-	-	-	-	-	-
30	254.6	243	120	44.45	2517/3020	1	5.44	140	50.80/76.20	3020/3030	2	11.35	175	89	3525/3535	4	-	-
32	270.7	259.1	140	50.8	3020	1	0A	-	-	-	-	-	-	-	-	-	-	-
33	278.5	267.2	140	50.8	3020	1	0A	-	-	-	-	-	-	-	-	-	-	-
35	294.9	283.4	140	50.80	3020	1	7.12	-	-	-	-	-	-	-	-	-	-	-
38	319.2	307.6	140	50.80	3020	1	8.85	160	50.80/76.20	3020/3030	2	21.79	178	89	3535	4	-	-
45	377.9	364.1	140	50.80	2517/3020	1	12.25	0A	50.8	3020	0A	0A	-	-	-	-	-	-
57	474.9	461.1	140	50.80	3020	1	19.16	175	62.7	3525	2	27.24	216	102	4040	4	-	-
76	628.4	614.7	140	50.80	3020	1	28.55	175	86.90	3535	2	37.68	216	102	4030/4040	4	-	-
95	782	768.2	140	50.80	3020	1	41.58	-	-	-	-	-	-	-	-	-	-	-
114	935.6	921.8	140	50.80	3030	1	56.15	-	-	-	-	-	-	-	-	-	-	-



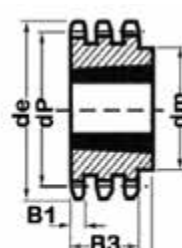
Type 1



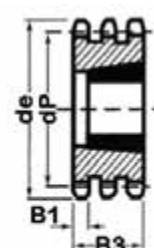
Type 2



Type 3



Type 4



Type 5